

Here are ways to help your child practice skills while having fun!

Day 1

Write the words *key* and *dress* on a card. Ask your child to read each word and then add the letters that will make the word plural. Write the word *cook*. Have your child read the word and make up a sentence using the word. Ask your child to change the sentence to show that it happened in the past, and then to change it to show something happening right now.

Day 2

Your child has been making comparisons and contrasts. After reading a story together, discuss how the characters are alike and different.

Day 3

Have your child read these words: *bases, cheers, field, plate, sailed, threw*. Together, act out a sportscast using these words to describe a baseball game.

Day 4

Have your child write these spelling words: *heavier, heaviest, lighter, lightest, liked, liking, planned, planning, skipped, skipping, tried, trying*. Ask your child to draw a picture that shows the words *lightest, lighter, heavier, heaviest*. Write the other spelling words on a sheet of paper and have your child write a sentence that includes at least three of the words.

Day 5

This week your child has been practicing making comparisons. Have your child write a paragraph that contrasts your home with the home of a relative. Discuss what things are the same in both places, and what things are different.


Name

Family Times

You are your child's first and best teacher!

This week we're

Reading Just Like Josh Gibson



Talking About Why sports are important in our country

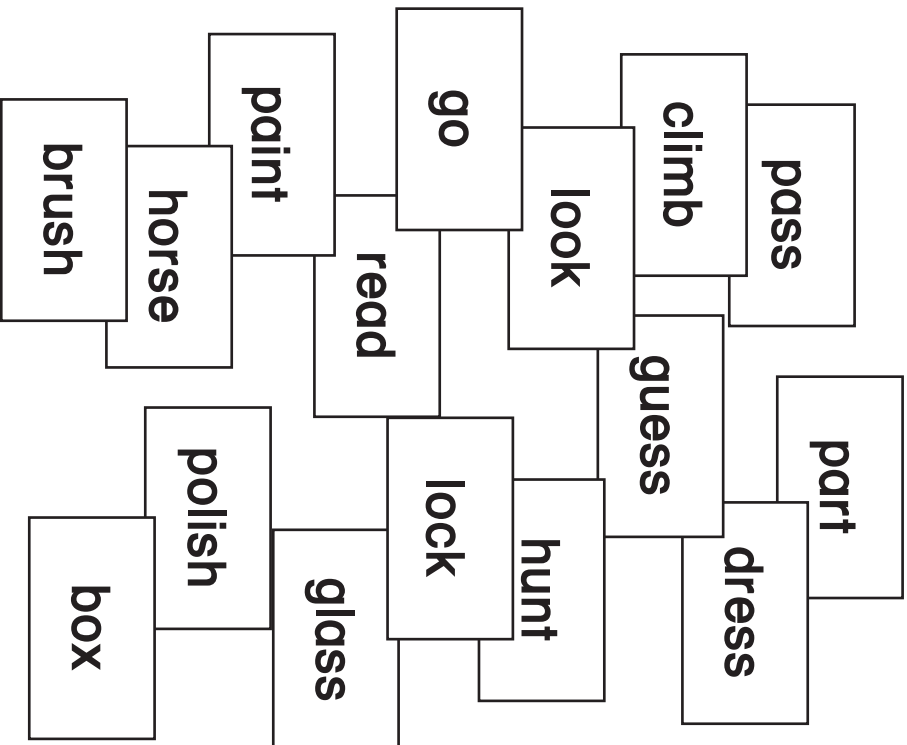
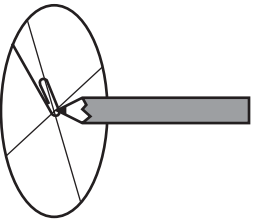
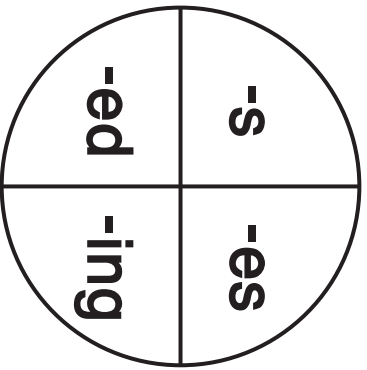
Learning About Inflected Endings
Compare and Contrast

Spin a Word

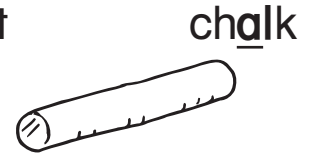


Materials white paper, scissors, pencil, paper clip, index cards

Game Directions

1. Make a spinner and word cards, like the ones shown.
2. Place word cards facedown in a pile.
3. Players spin and pick a card from the top of the pile.
4. Players add the letters shown by the spinner to the end of the word on the card, forming a new word.
5. If no new word can be formed by the letters, the card is returned to the deck.
6. The player with the most cards wins.



Name _____



Circle the word for each picture. Write the word on the line.



talk took



hook hawk



lawn lane



small smell



face faucet



tote taught

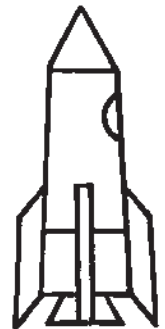
Pick a word from the box to finish each sentence.

Write the word on the line.

daughter launch

7. Anna and her _____ are late.

8. They will miss the _____.




Home Activity Your child reviewed words with the vowel sound in *fall*, spelled *aw* as in *saw*, *au* as in *auto*, *auh* as in *caught*, and *al* as in *chalk*. Ask your child to name words that rhyme with some of the lesson words above. Help your child write humorous sentences using pairs of rhyming words.

Name _____

Read the story. **Ask** yourself **what is happening**.
Answer each question.

Today was the big day! Jason couldn't wait for his mom and dad to get home from the store. They had promised him a bike for his birthday. Jason's older brother Tim said he would teach Jason how to ride. The van drove into the driveway. Jason's mom and dad had big smiles on their faces.



1. Who is Jason? _____

2. Where is he? _____

3. What special day is it? _____

4. How is he feeling? _____

5. Write a sentence that tells why you think Jason's mom and dad were smiling.

Copyright © Pearson Education, Inc., or its affiliates. All Rights Reserved. 2



Home Activity Your child read a story and drew conclusions from the information in the story. Read a story to your child. Stop occasionally to ask your child questions about what is happening in the story and how the characters feel about what is happening.

Name _____

Inflected Endings

Generalization The spelling of the base word is often changed when adding -ed, -ing, -er, and -est: tried, planning, heavier, heaviest.

Sort the list words by -ed, -ing, -er, and -est

-ed

1. _____

2. _____

3. _____

4. _____

5. _____

6. _____

7. _____

8. _____

-er

9. _____

10. _____

11. _____

12. _____

-est

13. _____

14. _____

Words to Read

Spelling Words

1. tried
 2. trying
 3. planned
 4. planning
 5. liked
 6. liking
 7. skipped
 8. skipping
 9. heavier
 10. heaviest
 11. lighter
 12. lightest
- Words to Read**
13. promise
 14. because

Copyright © Pearson Education, Inc., or its affiliates. All Rights Reserved. 2



Home Activity Your child is learning to spell words with inflected endings. To practice at home, have your child say the word, study the word ending, and then spell the word aloud.

Name _____

Inflected Endings

Spelling Words					
tried	trying	planned	planning	liked	liking
skipped	skipping	heavier	heaviest	lighter	lightest

Cross out all of these letters: **j, w, m, b**. Write a list word by copying the letters that are left.

- | | | |
|--|--|--|
| <p>1. j m p l w a n b n e j d</p> <p>_____</p> <p>-----</p> <p>_____</p> | <p>2. b h j e a w v j i e r</p> <p>_____</p> <p>-----</p> <p>_____</p> | <p>3. l b i w g h j w t e s m t</p> <p>_____</p> <p>-----</p> <p>_____</p> |
| <p>4. l m b i k j e d</p> <p>_____</p> <p>-----</p> <p>_____</p> | <p>5. s k b i w m p p i b n g</p> <p>_____</p> <p>-----</p> <p>_____</p> | <p>6. j t r w y m i n b g</p> <p>_____</p> <p>-----</p> <p>_____</p> |
| <p>7. p l w a n j n m i n g</p> <p>_____</p> <p>-----</p> <p>_____</p> | <p>8. l m b i g h w t e r</p> <p>_____</p> <p>-----</p> <p>_____</p> | <p>9. b h e a w v j i e m s t</p> <p>_____</p> <p>-----</p> <p>_____</p> |

Write the missing list word. It will rhyme with the underlined word.

10. Mrs. Palmer _____ to see if they had lied.
11. I tripped while I _____.
12. I have found that hiking is to my _____.



Home Activity Your child has been spelling words with inflected endings. Have your child identify and spell the four words that are most difficult for him or her.

Name _____

Using Capital Letters

Underline the words that needs a capital letter. **Write** the words you underlined.

1. School starts after labor day. _____

2. I like the month of may best. _____

3. saturday is the best day of the week. _____

4. Is mrs. Garcia coming? _____

Tell about your favorite holiday.
Explain why it is your favorite.

Copyright © Pearson Education, Inc., or its affiliates. All Rights Reserved. 2



Home Activity Your child learned how to use capital letters in writing. Have your child read his or her paragraph about a favorite holiday on this page. Ask your child to circle capital letters.

Name _____

Using Capital Letters

Find the words that need capital letters. **Write** the words correctly. **Circle** the reason why a capital letter is needed.

1. Baseball practice begins on a wednesday in April.

day of the week holiday
month title

2. I was practicing every day in march.

day of the week holiday
month title

3. I even missed the parade on st. patrick's day.

day of the week holiday
month title

Underline the words that need capital letters. **Write** the words.

4. Our baseball coach will be mr. Gibson.

5. I will be ready for the first monday game.

6. The game will be on memorial day.

Copyright © Pearson Education, Inc., or its affiliates. All Rights Reserved. 2



Home Activity Your child reviewed using capital letters. Look at a calendar together. Ask your child to select three months and write their names. Remind your child to use capital letters.